

**The Big Idea:**  
Hope And Courage in  
the Face of Atrocity

# The Diary of Anne Frank

Written by Frances Goodrich and  
Albert Hackett

Adapted by Wendy Kasselmann

The Diary of Anne Frank is presented by special arrangement with Samuel  
French, Inc.



# Meet the Team

## Cast

Anne Frank.....	Ariella Centeno
Otto Frank.....	Rusty Ferracane*
Edith Frank.....	Brenda Jean Foley*
Margot Frank.....	Spencer Wareing
Miep Gies.....	Alison Campbell
Peter Van Daan.....	Zachary Sciortino
Mr. Kraler.....	Beau Heckman
Mrs. Van Daan.....	Debra K. Stevens
Mr. Van Daan.....	D. Scott Withers*
Dussel.....	Tim Shawver
Nazi Officer.....	Drew Leatham

## Creative Team

Director.....	Jodie Weiss
Assistant Director.....	Clara Kundin
Fight Choreographer.....	Rachelle Dart
Stage Manager.....	Alan J. Plado*
Director of Costume & Wardrobe.....	Gail Wolfenden-Steib
Costume Coordinator.....	Haley Larsen
Lighting Designer.....	Tim Monson
Sound Designer.....	Chris Neumeyer
Wardrobe.....	Moira Caswell
Props.....	Natalie Ward

\*The Actor or Stage Manager appears through the courtesy of Actor's Equity Association, the Union of Professional Actors and Stage Managers in the United States.

# What the Play is About

In Amsterdam on July 6, 1942. Thirteen-year-old Anne Frank, her sister Margot, and her parents, Otto and Edith Frank, arrive in the Secret Annex, a hidden space in Mr. Frank's business. They are Jewish, Amsterdam is under Nazi occupation, and they plan to hide in the Annex until the war ends. They share the space with Mr. and Mrs. van Daan, their 16-year-old son Peter, and Peter's cat Mousche. Anne starts a diary and initially sees the hiding as an adventure. Her diary quickly becomes her comfort and escape while living in the annex.

As the months pass, routines settle, and tensions rise over food and space. Sudden noises, like sirens, send everyone into a panic. Their helpers, Miep and Mr. Kraler, introduce Mr. Dussel, a dentist. He joins them and shares grim news about the fate of Jews outside.


Food is increasingly scarce, and they're eating rotten potatoes. Anne suffers from nightmares. Mr. Kraler warns them that an employee indicated that he may suspect their presence and asked for either a raise or a bribe.

The celebration of Hanukkah provides some moments of connection and levity for the group as Anne has made gifts for everyone in the Annex.

Anne describes her developing feelings for Peter in her diary and their friendship deepens, leading to their first kiss.

Tensions peak when Mr. van Daan is caught stealing bread. Miep interrupts with the exciting news that the Allies have finally started invading. Days later, a Nazi officer bursts in. The bustle of their capture is full of terror, and Anne must leave her diary behind.

The play ends with Anne's father, Mr. Frank, the only survivor, sharing the heartbreaking fate of each person in the secret annex. He receives Anne's diary, which becomes her legacy. This play, adapted by Wendy Kesselman, shows us Anne as a bright, hopeful girl who wants to "go on living even after [her] death."



# Talk About It!

## Start a conversation before the show:

- ★ Anne's diary was first published in 1947. Why do you think people still read it?
- ★ The word "holocaust" literally means absolute destruction, primarily through fire, as in a nuclear holocaust, for example. Why do you think Holocaust is the word used to describe the genocide of World War II?
- ★ While the Covid lockdown pales in comparison to the circumstances under which Anne lived, we briefly experienced a time during which we had to live our lives at home. What was the first thing you remember wanting to do after the lockdown was lifted? What were some of your feelings and thoughts during that time?

## Start a conversation after the show:

- ★ Miep and Mr. Kraler risk their lives to help Anne and the others. What do you think motivated them to take such risks?
- ★ Miep doesn't consider herself a hero, although her support of the families in the annex was heroic. What does it mean to be a hero? Who do you consider to be a hero?
- ★ The play brings Anne Frank's diary to life on stage. What specific moments that stood out to you? What were some moments of tension in the play? Moments of hope? How did the acting and technical elements (sound, lights, etc.) help you experience these moments? How did it make you feel?
- ★ The characters in the play had to make difficult decisions. Were there any choices made by characters that surprised you? Did your perspective of the character change during the play?
- ★ What did you learn from the play that you didn't know before (either about Anne or the Holocaust or WWII)? Why is retelling Anne's story and other stories from the Holocaust so important? What can you do to make sure that this doesn't happen again?



# Discover It!

## Vocabulary

- GENOCIDE: the planned and organized killing of a group of people. Victims of genocide are killed because of their race, religion, ethnicity culture, or nationality.
- NAZI: the shortened title of the National Socialist German Workers' Party (Nationalsozialistische Deutsche Arbeiterpartei in German). The Nazi party was a fascist political party.
- FASCISM: the political viewpoint that one's nation and race are superior to all others and the government controls everything; people aren't allowed to make many of their own choices.
- HOLOCAUST: a thorough destruction involving extensive loss of life especially through fire.
- ANTI-SEMITISM: hostility toward or discrimination against Jews as a religious, ethnic, or racial group.

## What is Genocide?

The word "genocide" did not exist until 1944. It was coined by Ralph Lemkin, a Polish Jewish lawyer, in an effort to describe the atrocities that occurred during World War II. On December 9, 1948, the United Nations approved the Convention on the Prevention and Punishment of the Crime of Genocide and established genocide as an international crime and the job of nations to "undertake to prevent and punish." While the word "genocide" didn't exist until 1944, there are several examples of genocide prior to the Holocaust. Sadly, there is still genocide in the world. Here is a brief list of genocide that has occurred since the Holocaust:

1975-1979 The Killing Fields: The Cambodian Genocide

1992-1995: Bosnia and Herzegovina

1994: Rwandan Genocide

2003-2005: Darfur

## Want to learn more?

<https://genocideeducation.org/resources/modern-era-genocides/>

<https://www.un.org/en/genocideprevention/genocide.shtml>

<https://encyclopedia.ushmm.org/content/en/article/what-is-genocide>

# Discover It!

## Did You Know?

Anne used pseudonyms (fake names) for many of the people she spoke about in her diary. She didn't use pseudonyms for everyone, especially some of her helpers like Miep.



PSEUDONYM:  
Henk

ACTUAL NAME:  
Miep and Jan Gies



The Frank Family: Otto, Anne, Edith, and Margot  
Attending Miep's wedding July 16, 1941.




PSEUDONYM:  
Mr. Kraler

ACTUAL NAME:  
Victor Kugler



PSEUDONYM:  
Petronella Van Daan

ACTUAL NAME:  
Auguste Van Pels



PSEUDONYM:  
Peter Van Daan

ACTUAL NAME:  
Peter Van Pels



PSEUDONYM:  
Hans Van Daan

ACTUAL NAME:  
Hermann Van Pels



PSEUDONYM:  
Albert Dussel

ACTUAL NAME:  
Fritz Pfeffer

# The Timeline

15 moments that impacted the life and legacy of Anne Frank

**June 12, 1929**

Anneliese Marie Frank is born in Frankfurt

**January 30, 1933**

Hitler becomes chancellor of Germany.

**April 1933**

The Nazis declare a boycott of Jewish businesses and medical and legal practices and laws are passed causing the removal of Jewish people from government and teaching positions.



**February 16, 1934**

Anne, Margot, and Edith emigrate to Amsterdam and reunite with Otto who emigrated there the summer of 1933

**September 1, 1939**

Germany invades Poland. World War 2 begins.

**February 22-23, 1941**

Deportation of Dutch Jews begins



**May 3, 1942**

The "Yellow Badge" is introduced in the Netherlands

**June 12, 1942**

Anne receives a diary for her 13th birthday

**July 5, 1942**

Margot is "called up" for deportation to a labor camp.

**July 6, 1942**

The Frank family moves into the "Secret Annexe," 10 days earlier than planned.



Source: [annefrank.org](http://annefrank.org)



Photo: Neil Tuller

# The Timeline

15 moments that impacted the life and legacy of Anne Frank

**August 4, 1944**

The inhabitants of the “Secret Annexe” are discovered, arrested, and taken to Westerbork to await transport to Auschwitz

**October 1944**

Margot and Anne are moved from Auschwitz to Bergen-Belsen



\*They awaited transport in barrack 67



**February/March 1945**

Anne and Margot contract typhus and die within days of each other.

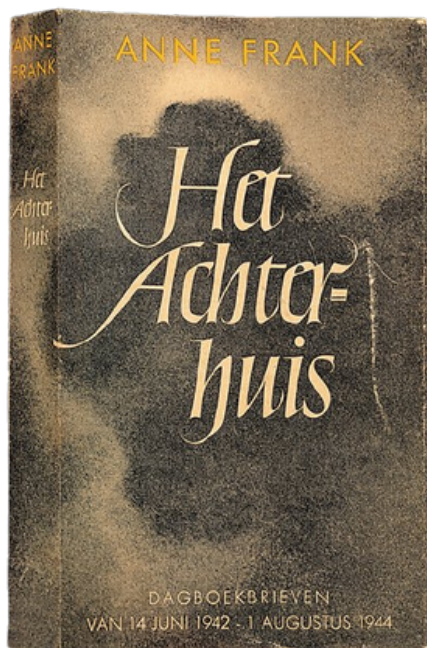


**May 7, 1945**

Germany declares “unconditional surrender,” ending the war in Europe

**June 25, 1947**

Anne’s diary is published for the first time with the title “Het Achterhuis” (‘The Secret Annexe’)



**Want to learn more?**

Use the QR code to access a timeline with even more facts about the inhabitants of the Annex and events of World War II





# Create It!

## ERASURE POETRY

Erasure poetry is a creative way to make a poem from an existing text. You pick out words or phrases from the text that you like and erase the rest, creating your own unique work of art and poetry.

### Materials Needed

- Excerpts from Anne Frank's diary
- Black markers or pens
- White paper
- Colored pencils or markers
- Scissors and glue

Use the QR code to access excerpts from Anne's diary



**1 Choose a Text:** Select an excerpt of Anne's diary that you find interesting.



**2 Highlight Meaning:** Use a colored marker or pen to highlight words or phrases that stand out to you, words that have a special meaning or feeling.



**3 Black Out the Rest:** With your black marker, cover or "erase" all the words you didn't highlight, leaving only your chosen words behind.



**4 Craft Your Poem:** Rearrange the selected words to create a poem.

**Experiment with different orders and layouts to express yourself and make new meaning with the highlighted words:**

- rewrite highlighted words on a new sheet
- decorate the black and white space around highlighted words
- cut them out and glue them onto a new sheet.



**5 Share and Explain:** If you'd like, share your erasure poem with others and explain why you chose those particular words. It's a chance to show your creative process.

# Imagine It!

# GROUP SCULPTING

1

Gather students in a circle. Choose a small group (4 to 5 students) to step into the circle and be the sculpture; the students on the perimeter will be the sculptors.

2

Provide a prompt for your piece of art. This can be something concrete, like “preparing dinner,” or a more abstract concept or emotion connected to the theme you are exploring.

## Examples of abstract concepts include:

Safety

Fear

Discovery

Silence

3

The students in the circle should stand in a neutral position. One at a time, the sculptors will step into the circle and make one adjustment to the sculpture, i.e. adjust an arm position or turn one person to face another. The sculptor should demonstrate the position or facial expression they’d like to see, and the sculpture will mirror it with their body.

Sculptors must make respectful and safe choices with their classmates’ bodies.

Sculptures must hold each new position until they are adjusted again. If necessary, they can shake out their body and relax for a moment before returning to position.

4

If you have a large group, give each sculptor one turn to fine tune the sculpture. For smaller groups, you might keep adjusting until the group feels like their piece is finished.

5

Invite one or more students to tell the “story” of the piece of art, with the understanding that there isn’t a right or wrong interpretation of what the group has created.

**If time allows,  
choose new  
students to step  
into the circle and  
do it again!**

## THE WORLD OUTSIDE

A driving force behind Anne's happiness was her connection to nature. In the show, she smells Miep in an attempt to capture the essence of the outside. In her diary, Anne often describes what she sees out the attic window and how she longs to experience nature with all of her senses once again.

She begins entry 105 with: "It's lovely weather outside and I've quite perked up since yesterday. [...] From my favorite spot on the floor I look up at the blue sky and the bare chestnut tree, on whose branches little raindrops shine, appearing like silver, and at the seagulls and the other birds as they glide on the wind. [...]"

# 1

Look out of a window for 5 minutes and take a detailed mental picture of everything you see such as the number of trees, the color of the sky, or a person walking by.

# 2

After observing the outside world, create a diary entry describing, in detail, what you observed. Include details such as:

**Visual cues such as movement**  
("...as they glide on the wind...")

**Simile and metaphor**  
( "...appearing like silver..." ).

**Descriptive words**  
(...the bare chestnut tree...)

# 3

After your description is complete, consider your other senses.

**How do you imagine the world outside the window smells or feels?  
What might be beyond what you can't see through the window?  
What sounds might be happening?**

# 4

Write down all of your thoughts in your diary entry. If time, share entries aloud and compare the descriptions.


# Read About It!

Keep the conversation going; check out this list of books connected to the themes in 'The Diary of Anne Frank.'




## Anne Frank Beyond the Diary

By Ruud van der Rol & Rian Verhoeven




## The Devil's Arithmetic

By Jane Yolen




## My Friend Anne

By Hannah Pick-Goslar and Dina Kraft



## Anne Frank Remembered

By Miep Gies



## Soft Rain

By Cornelia Cornelissen




## Broken Memories

By Élisabeth Combres



## The Red Pencil

By Andrea Davis Pinkney & Shane W. Evans



## Zlata's Diary

By Zlata Filipovic



## When Hitler Stole Pink Rabbit

By Judith Kerr



## The Unexpected Friend

By Raya Rashna Rahman

# Extend It!

The play is just the beginning - there's always more to learn. Scan the QR code to dig deeper into what interests you.

- ★ Visit the Anne Frank House website
- ★ Access the full timeline of events surrounding the story
- ★ Learn more about the history of genocide



## Extend the Experience!

Bring a professional Teaching Artist to your classroom to lead an arts-based, standards-driven lesson connected to the play.

Email Jen at:  
[jgantwerker@childsplayaz.org](mailto:jgantwerker@childsplayaz.org)

# About Us!

## About The Bridge Initiative

The Bridge Initiative believes theatre and media can act as a mirror and a window to inspire growth and build community. We envision an equitable industry where women and other groups who have historically been denied access are equitably represented and valued. We aspire to being part of a healthy, multi-tiered professional ecosystem in Arizona that provides just compensation and the highest quality artistic offerings from new work incubation to full production. We want to build a community of safe and brave spaces where artists and audience use theatre and media to spark dialogue, inspire reflection, and grow a better world.

For more information:  
[www.bridgeinit.org](http://www.bridgeinit.org)



THE BRIDGE  
INITIATIVE

## About Childsplay

Our Mission is to create theatre so strikingly original in form, content or both that it instills in young people an enduring awe, love and respect for the medium, thus preserving imagination and wonder, those hallmarks of childhood that are the keys to the future.

For more information:  
[www.childsplayaz.org](http://www.childsplayaz.org)

